

South African Economic Indicators

Consumer Price Index % (CPI)

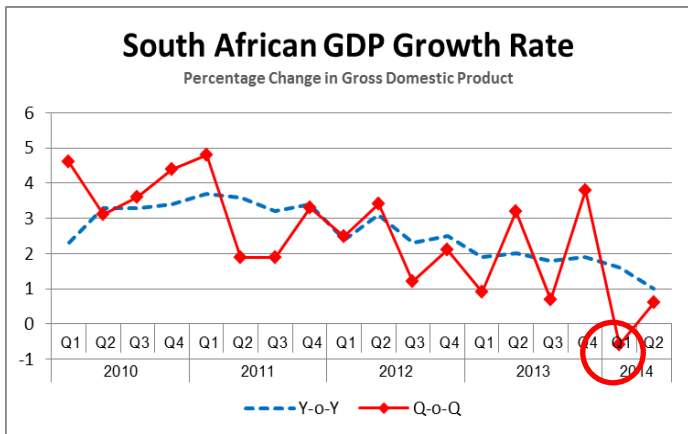
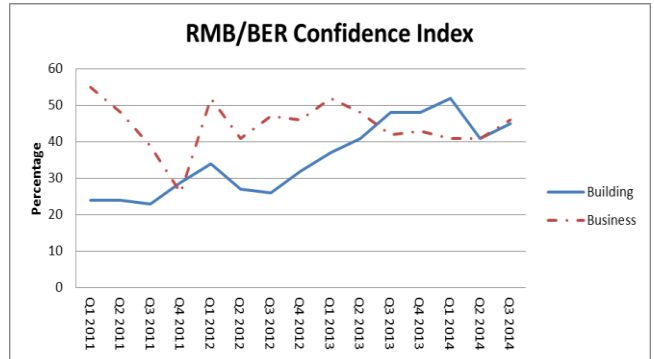
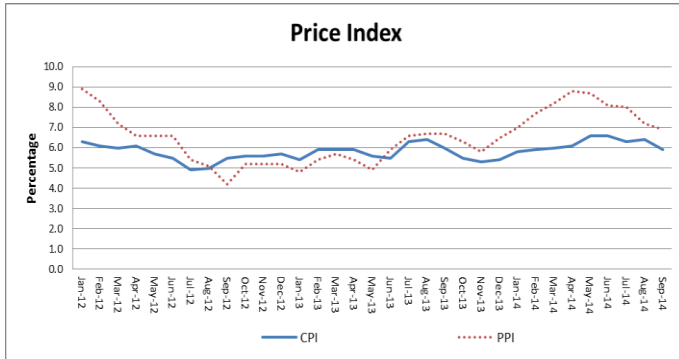
	2013	2014
Jan	5.4	5.8
Feb	5.9	5.9
Mar	5.9	6.0
Apr	5.9	6.1
May	5.6	6.6
Jun	5.5	6.6
Jul	6.3	6.3
Aug	6.4	6.4
Sep	6.0	5.9
Oct	5.5	
Nov	5.3	
Dec	5.4	
Ave	5.8	6.2

Producer Price Index % (PPI)

	2013	2014
Jan	4.8	7.0
Feb	5.4	7.7
Mar	5.7	8.2
Apr	5.4	8.8
May	4.9	8.1
Jun	5.9	8.7
Jul	6.6	8.1
Aug	6.7	7.2
Sep	6.7	6.9
Oct	6.3	
Nov	5.8	
Dec	6.5	
Ave	5.9	7.9

FNB/RMB/BER Confidence Index

Building %		
	2013	2014
Q1	37	52
Q2	41	41
Q3	48	45
Q4	48	
Business %		
	2013	2014
Q1	52	41
Q2	48	41
Q3	42	46
Q4	43	



Source : www.statssa.gov.za

Any value above 50% indicates growth in manufacturing.
Conversely a value below 50% shows a decline in manufacturing